

UNIVERSITY OF RWANDA



AFRICAN CENTER OF EXCELLENCE IN ENERGY FOR SUSTAINABLE DEVELOPMENT

(ACE-ESD)

INTERIM FINANCIAL REPORT (DLI3)

For the semi-annual period ending 30th June 2022

Kigali, August 2022

A handwritten signature in blue ink, appearing to be 'J. F.', is located at the bottom center of the page.

AFRICAN CENTER OF EXCELLENCE IN ENERGY FOR SUSTAINABLE DEVELOPMENT
EASTERN AND SOUTHERN AFRICA HIGHER EDUCATION CENTER OF EXCELLENCE PROJECT(P151847)
 Statement of source and uses of funds
 For the semi-annual period ending 30th June 2022


Sources of fund	Semi-Annual Period Ending 31st December 2021	Semi-Annual Period Ending June 2022	Cummulative for Semi-Annual Period Ending 30th June 2022
	Amount in USD	Amount in USD	Amount in USD
Opening Cash Balance	-		
Government Funds	-	-	-
World Bank IDA Funds	689,576.54	1,415,193.86	689,576.54
Student Fees	38,494.00	96,651.80	38,494.00
Other	2,104,389	-	2,104,389.00
Total	2,832,460	1,511,845.66	2,832,460
Add Receipts			
Government Funds	-		-
World Bank IDA Funds	975,124.89	-	975,124.89
Student Fees	58,157.80	565.13	58,722.93
Other	-	-	-
Total Financing	1,033,282.69	565.13	1,033,847.82
Less: ACE Expenditure as per project Implementation Plan			
Learning excellence	110,301.17	138,835.82	249,136.99
Research excellence	5,331.69	38,593.36	43,925.05
Responsible community engagement and networking	72,927.64	18,877.14	91,804.78
Responsible leadership and Management	60,947.07	87,953.33	148,900.40
Financial sustainability	-	3,678.71	3,678.71
Total Expenditures by classification	249,507.57	287,938.36	537,445.93
Total Uses of Funds By Componets	249,507.57	287,938.36	537,445.93
Closing Balances			
Government Funds	-		-
World Bank IDA Funds	1,415,193.86	1,127,255.50	1,127,255.50
Student Fees	96,651.80	97,216.93	97,216.93
Other	-	-	-
Total Closing Cash Balance	1,511,845.66	1,224,472.43	1,224,472.43

Prepared by:
 ACE ESD Accountant
 JMV HARINDINTWALI

Verified by:
 UR-SPIU Ag. DAF
 P.Maurice KANAMUGIRE

Reviewed by:
 UR-SPIU Coordinator
 Immaculate BUGINGO

Approved by
 UR- DVC Finance
 Françoise KAYITARE TENGERA



**AFRICAN CENTER OF EXCELLENCE IN ENERGY FOR SUSTAINABLE DEVELOPMENT
EASTERN AND SOUTHERN AFRICA HIGHER EDUCATION CENTER OF EXCELLENCE PROJECT**
Uses of Funds(Breakdown)

Expenditure	Semi-Annual Period July to December 2021		Semi-Annual Period January to June 2022		Cumulative for the Period July 2021 to June 2022		Variance %	Explanation of Variance	PADI/lie of the Project
	Actual (A)	Planned (B)	Variance (B-A)	Actual (A)	Variance (B-A)	Actual (A)			
Learning excellence	110,301	567,295	456,994	138,836	316,203	177,367	67,865		6 Years
Amount of stipend paid to Masters students	78,539	137,700	59,161	30,730	110,100	79,370	831	On track. The planned Monthly stipend for scholars in Masters programs were paid	6 Years
Tuition fees paid for Masters students	-	103,179	103,179	60,899	89,497	28,598	28,598	The ACE-ESD planned to sponsor the tuition fees for 29 (25 Rwandans and 4 regional) Masters students in the 4th Cohort. Unfortunately, some of the selected students to be sponsored did not register to pursue studies. Also, there are 3 students who were selected to be scholars of the Center who were selected to be sponsored under a partnership project between REMA & UR and HEC. Building the capacity of Rwanda's government to advance the National Adaptation Planning process" for the implementation of the Long-Term Research Program (LTRP) for climate change. In addition, most of the regional students in the 4th Cohort who managed to apply, they are self-sponsored and the Center did not find other regional candidates to sponsor. For that, the Center paid the tuition fees for 16 (including One (1) Malaysian) Masters' scholars in 4th Cohort.	6 Years
Amount of stipend paid to PHD students	27,874	120,000	92,126	15,595	43,500	27,905	43,500	On track. The planned Monthly stipend for scholars in PHD programs were paid	6 Years
Amount of tuition fees paid for PHD students	-	39,633	39,633	28,574	19,125	(9,449)	(9,449)	There are changes in the numbers of Ph.D. students who got extension period for their studies and an evaluation of students' performance.	6 Years
Solar PV lab installed on the Center	-	25,000	25,000	548	29,700	29,152	29,152	The ACE-ESD advertised a tender for the supply of Solar PV at the Center, eight (8) candidates showed up at the Center in on site visit. Unfortunately, None submitted a bid for application. Currently, the tender is planned in the procurement plan of FY 2022-2023.	6 Years
Establishment of additional video-conferencing facilities	-	100,000	100,000	-	-	-	-		6 Years
study tours conducted	2,020	2,781	761	2,489	4,781	2,292	4,781	On track	6 Years
International accreditation for at least two programs obtained	1,868	39,000	37,132	-	19,500	19,500	17,632	The ACE-ESD planned to apply for international accreditation at ASIN. The process took longer than expected. Currently the Center submitted a self-assessment report to ASIN. The payments are planned to be done in the FY 2022-2023.	6 Years
Research excellence	5,332	45,000	39,668	38,593	43,322	4,729	(603)		6 Years
Peer reviewed journal papers published and attend conferences	3,652	15,000	11,348	20,546	15,000	(5,546)	(9,199)	The Center planned to support financially the publications of faculty and Students on applications. In this FY 2021-2022, the Center received many requests for financial supports to pay for publications.	6 Years
of regular progress status reports of PHD students	-	-	-	-	-	-	-		6 Years
exchange programs and data collection supported by the center	1,679	15,000	13,321	6,714	15,000	8,286	6,607	There are two planned exchange programs which did not take place due to a delay in the approval of the MoU between UR (ACE-ESD) and Université de Picardie Jules Verne (UPJV).	6 Years
Regular seminars, Public lectures of PHD students and faculty to disseminate their researches	-	-	-	-	-	-	-		6 Years

International conferences/ S/PEC 2021	International conferences	10,000	10,000	-	-	-	-	-	-	-	-	-	-	-	-	-	-	6 Years
Joint international conference organized	Joint international conference organized	5,000	5,000	11,333	13,322	1,989	11,333	13,322	1,989	1	1	1,989	13,322	1,989	1	1	1	6 Years
Responsible: community engagement and activation	MdUs and Contract agreement signed with partners	72,928	101,400	31,472	105,074	86,197	91,805	105,074	13,269	1	1	13,269	105,074	13,269	1	1	1	6 Years
supported supervisors of PhD students	supported supervisors of PhD students	35,000	34,279	2,113	4,600	2,487	2,833	4,600	1,767	1	1	1,767	4,600	1,767	1	1	1	6 Years
supported supervisors in Master's programs	supported supervisors in Master's programs	47,600	(11,974)	7,911	78,774	70,863	67,485	78,774	11,289	1	1	11,289	78,774	11,289	1	1	1	6 Years
hired lecturers for teaching Master' students & exchange	hired lecturers for teaching Master' students & exchange	21,700	9,067	8,853	21,700	12,847	21,486	21,700	214	1	1	214	21,700	214	1	1	1	6 Years
Responsible: Leadership and Management	Previously purchased stationeries, communication, internet and paid cost of hiring a car for center activities	276,335	165,378	87,953	168,447	80,484	146,900	168,447	19,517	1	1	19,517	168,447	19,517	1	1	1	6 Years
Running cost of the transport	Running cost of the transport	9,500	9,500	1,477	1,500	23	1,477	1,500	23	1	1	23	1,500	23	1	1	1	6 Years
Trained center staff for capacity building	Trained center staff for capacity building	7,000	7,000	10,056	11,000	944	10,056	11,000	944	1	1	944	11,000	944	1	1	1	6 Years
ACEESD staff retreat organized	ACEESD staff retreat organized	3,000	(40)	2,704	11,000	8,296	5,744	11,000	5,256	1	1	5,256	11,000	5,256	1	1	1	6 Years
Scientific advisory board meeting at the Center	Scientific advisory board meeting at the Center	15,000	15,000	-	-	-	-	-	-	-	-	-	-	-	-	-	-	6 Years
Supported center leaders to attend meetings organized by World Bank and IUCEA	Supported center leaders to attend meetings organized by World Bank and IUCEA	20,000	20,000	-	-	-	-	-	-	-	-	-	-	-	-	-	-	6 Years
management meetings, Research and training committee meeting, GRM committee meeting, Admission committee meetings conducted at the Center	management meetings, Research and training committee meeting, GRM committee meeting, Admission committee meetings conducted at the Center	2,000	141	1,139	3,000	1,862	2,997	3,000	3	1	1	3	3,000	3	1	1	1	6 Years
Amount for salary of Center staff	Amount for salary of Center staff	125,331	76,862	59,641	112,297	52,656	108,110	112,297	4,187	1	1	4,187	112,297	4,187	1	1	1	6 Years
Center activities/programs advertised and promoted through different communication channels	Center activities/programs advertised and promoted through different communication channels	3,022	13,500	10,478	11,700	10,678	4,044	11,700	7,656	0	0	7,656	11,700	7,656	0	0	0	6 Years
Regular progress reports of the center submitted	Regular progress reports of the center submitted	-	-	523	1,800	1,277	523	1,800	-	0	0	-	1,800	-	0	0	0	6 Years

status reports of the assets of ACE-ESD	status reports of the assets of ACE-ESD															6 Years
Financial sustainability		81,759	81,759	3,679	10,500	6,821	10,500	6,821	0	6,821	0	0	0	0	0	6 Years
self sponsored students enrolled	-	-	-	-	-	-	-	-	-	-	-	-	-	-	-	6 Years
professional in energy sector trained in short courses	-	1,759	1,759	-	-	-	-	-	-	-	-	-	-	-	-	6 Years
Amount of the seed funding for the incubatee	-	30,000	30,000	-	-	-	-	-	-	-	-	-	-	-	-	6 Years
Design and supervision of the renovation of the existing building of ACEESD and GHH Bill of Quantity (BOQ)	-	25,000	25,000	1,484	5,000	3,516	5,000	1,484	3,516	5,000	3,516	5,000	3,516	5,000	0	6 Years
Final Business Plan of the centre submitted	-	20,000	20,000	-	-	-	-	-	-	-	-	-	-	-	-	6 Years
Externally generated income of the center	-	5,000	84,987	-	3,000	3,000	3,000	3,000	1,044	3,000	1,044	3,000	1,044	3,000	-	6 Years
UR Internal Audit and OAG Audit				2,195	2,500	305	2,500	2,195	88%	2,500	88%	2,500	2,195	2,500	On track	6 Years
Grant Total Uses of Funds		249,808	1,024,679	287,938	643,546	355,608	643,546	537,446	84%	106,100	84%	106,100	106,100	106,100		

The ARENEX Ltd is a consulting firm which is awarded a tender of design and supervision of the renovation works of ACE-ESD. It was expected that the company had to be paid the costs for design. Unfortunately, till end of June 2022, the completed design works was equivalent to \$1,484, the works are in progress and the remaining costs will be paid in FY 2022-2023.

Prepared by:
ACE ESD Accountant
JMV HARINDINTWALI



Verified by:
UR-SPIU A/c. DAF
Phabon M. KANAKUGIRE



Reviewed by:
UR-SPIU Coordinator
Immaculate BUGINGO



Approved by:
UR, DYC Finance
Francis KAYITARE TENGERA




AFRICAN CENTER OF EXCELLENCE IN ENERGY FOR SUSTAINABLE DEVELOPMENT
EASTERN AND SOUTHERN AFRICA HIGHER EDUCATION CENTER OF EXCELLENCE PROJECT(P151847)
Bank Reconciliation Statement
As at 30th June 2022

Balance as per Bank statement	1,127,255.50
<u>Add</u> Outstanding payments	-
Balance as per Cash book	<u>1,127,255.50</u>

Prepared by: Verified by:
ACE ESD Accountant **UR-SPIU Ag. DAF**
JMV HARINDINTWAL P.Maurice KANAMUGIRE




Reviewed by
SPIU Coordinator
for Immaculate BUGINGO



Approved by:
UR- DVC FIN
Françoise KAYITARE TENGERA





**AFRICAN CENTER OF EXCELLENCE IN ENERGY FOR SUSTAINABLE DEVELOPMENT
EASTERN AND SOUTHERN AFRICA HIGHER EDUCATION CENTER OF EXCELLENCE PROJECT(P151847)
Statement of Reimbursable Eligible Expenditure Programs(EEPs)
For the annual period ending 30 June 2022**

Eligible Expenditure Program (EEP)	Semi Annual Period Ending December 2021	Semi Annual Period Ending June 2022	Cumulative for Financial year ending 30 June 2022
EEP 1: UR Salaries per his financial report			
UR salaries Ended June 2022	Amount in USD 9,530,297.00	Amount in USD 7,683,504.89	Amount in USD 17,213,801.89
Total EEPs	9,530,297.00	7,683,504.89	17,213,801.89


Note: EEPs reported is 17,213,801.89 USD as UR Staff salaries which is 17,635,237,173 as per UR consolidated r financial statementReport for the period ended 30th June 2022 equivalent Exchange rate used is the average exchange rate of 30 June 2022 (1024.482506) from BNR

Prepared by:
ACE ESD Accountant
JMV HARINDINTWALI

Verified by:
UR-SPIU Ag. DAF
P. Maurice KANAMUGIRE

Reviewed by:
SPIU Coordinator
Immaculate BUGINGO

Approved by:
UR- DVC FIN
Françoise KAYITARE TENGERA



**AFRICAN CENTER OF EXCELLENCE IN ENERGY FOR SUSTAINABLE DEVELOPMENT
EASTERN AND SOUTHERN AFRICA HIGHER EDUCATION CENTER OF EXCELLENCE PROJECT(P151847)
NOTES ANNEX**

DISBURSEMENT LINKED TO INDICATORS	ACTION TO BE COMPLETED	STATUS OF ACTIONS COMPLETION	AMOUNT ALLOCATED	AMOUNT DISBURSED BY 30th June 2022	UNDISBURSED BALANCE
DLI 1		100%	1,100,000.00	1,100,000.00	44,000.00
DLI2	2.2; 2.3; 2.4; 2.5 and 2.6	90%	3,570,001.27	3,279,001.27	44,000.00
DLI 3	3.1,3.2,3.3 and 3.4	80%	176,000.00	132,000.00	379,000.00
DLI 4	4.1,4.2	80%	176,000.00	132,000.00	44,000.00
			5,022,001	4,643,001	467,000.00

Prepared by:
ACE ESD Accountant
JMV HARINDINTWALI

Verified by:
UR-SPIU Ag. DAF
P.Maurice KANAMUGIRE

Reviewed by:
SPIU Coordinator
Immaculate BUGINGO





Approved by:
UR- DVC FIN
Françoise KAYITARE TENGERA



AFRICAN CENTER OF EXCELLENCE IN ENERGY FOR SUSTAINABLE DEVELOPMENT

Payments Made during Reporting Period
Against Contracts Subject to the bank's Prior Review

Contract Number	Supplier	Contract Date	Contract Amount	Date of WB's Non Objection to Contract	Amount Paid to Supplier during Period	WB's Share of Amt Paid to Supplier during Period
NA	NA	NA	NA	NA	NA	NA

<p>Prepared by: ACE Accountant JMV HARINDINTWALI</p> 	<p>Verified by: UR-SPIU Ag. DAF KANAMUGIRE P. Maurice</p> 	<p>Reviewed by: SPIU Coordinator Immaculate BUGINGO</p> 	<p>Approved by: UR- DVC-Finance Françoise KAYTARE TENGERA</p> 
---	--	---	--





YOUR ACCOUNT STATEMENT

NATIONAL BANK OF RWANDA

KN6 AV 4

P.BOX 531

KIGALI - RWANDA

STATEMENT PERIOD: From 01/07/2021 To 30/06/2022

RunDateTime : 25/07/2022 17:34:16

Customer Number : 122122

Account Number: 1000038055

Account Name: UR ACE FOR ENERGY FOR SUSTAINABLE D

Opening Balance :

*1*20210702*20210702*FT2118312HF

No	Txn Date	Ref No	Transaction Details	Dr Amount	Cr Amount	Balance	PO Ref
1	02 JUL 2021	FT2118312HFL	Account Transfer	0.00	689,576.54	689,576.54	
2	02 JUL 2021	FT21183ZLNWX	Account Transfer	689,576.54	0.00	0.00	
3	06 JUL 2021	FT21187HWP6Z	Account Transfer	0.00	689,576.54	689,576.54	
4	06 JUL 2021	FT21187GGP6Y	Account Transfer	689,576.54	0.00	0.00	
5	07 JUL 2021	FT21188YPQFY	Account Transfer	0.00	689,576.54	689,576.54	
6	07 JUL 2021	FT21188TWM54	Account Transfer	689,576.54	0.00	0.00	
7	08 JUL 2021	FT21189TT3PG	Account Transfer	0.00	689,576.54	689,576.54	
8	08 JUL 2021	FT21189LFDT6	Outward RTGS Payment MT 102	228.98	0.00	689,347.56	P0B5261486
9	08 JUL 2021	FT21189GHHS2	Outward RTGS Payment MT 103	437.04	0.00	688,910.52	P0B5261500
10	08 JUL 2021	FT21189D8QXK	Outward RTGS Payment MT 102	61.34	0.00	688,849.18	P0B5261489
11	08 JUL 2021	FT21189PGHZP	Outward RTGS Payment MT 102	873.91	0.00	687,975.27	P0B5261485
12	08 JUL 2021	FT21189X1C1W	Account Transfer	687,975.27	0.00	0.00	
13	09 JUL 2021	FT21190FQ1K6	Account Transfer	0.00	687,975.27	687,975.27	
14	09 JUL 2021	FT2119036TNP	Inward RTGS Payment MT 102	0.00	3.51	687,978.78	MT102-1736339
15	09 JUL 2021	FT21190HM2LH	Account Transfer	687,978.78	0.00	0.00	
16	12 JUL 2021	FT21193T1X3G	Account Transfer	0.00	687,978.78	687,978.78	

			Payment MT103				
844	30 JUN 2022	FT22181NDY55	Outward Swift Payment MT103	2.93	0.00	1,126,934.65	000000156
845	30 JUN 2022	FT22181NDY55	Outward Swift Payment MT103	2.93	0.00	1,126,931.72	000000156
846	30 JUN 2022	FT22181NDY55	Outward Swift Payment MT103	9.76	0.00	1,126,921.96	000000156
847	30 JUN 2022	FT22181NDY55	Outward Swift Payment MT103	425.00	0.00	1,126,496.96	000000156
848	30 JUN 2022	FT221814GL6B	Inward RTGS Payment MT 103	0.00	761.47	1,127,258.43	FT22181FBDKY
849	30 JUN 2022	1000038055.ST MTHIST.2022063 0	Commission Paid	1.95	0.00	1,127,256.48	
850	30 JUN 2022	1000038055.AC CTMGTFEE.202 20630	Commission Paid	0.98	0.00	1,127,255.50	
851	30 JUN 2022	FT221813QBG5	Account Transfer	1,127,255.50	0.00	0.00	

Closing Balance: 0.00