

# UNIVERSITY OF RWANDA



## AFRICAN CENTRE OF EXCELLENCE IN ENERGY FOR SUSTAINABLE DEVELOPMENT

**(ACE ESD)**

**INTERIM FINANCIAL STATEMENT (DLI3)**

**SEMI ANNUAL PERIOD ENDEND 31<sup>st</sup> DECEMBER 2020**

**Kigali, February 2021**

**AFRICAN CENTER OF EXCELLENCE IN ENERGY FOR SUSTAINABLE DEVELOPMENT**  
**EASTERN AND SOUTHERN AFRICA HIGHER EDUCATION CENTER OF EXCELLENCE PROJECT(P151847)**  
**Statement of source and uses of funds**  
**For Semi-Annual Period ending December 2020**

Sources of fund	Semi-Annual Period Ended December 2020	Cummulative for Financial Year ending 30th June 2021
	Amount in USD	Amount in USD
Opening Cash Balance		-
Government Funds	-	-
World Bank IDA Funds	507,234.07	507,234.07
Student Fees	34,318.58	34,318.58
Other	2,104,388.85	2,104,388.85
<b>Total</b>	<b>2,645,941.50</b>	<b>2,645,941.50</b>
<b>Add Receipts</b>		
Government Funds		
World Bank IDA Funds	-	-
Student Fees	1,965.05	1,965.05
Other	-	-
<b>Total Financing</b>	<b>1,965.05</b>	<b>1,965.05</b>
<b>Less: ACE Expenditure as per project Implementation Plan</b>		
Learning excellence sustained	135,327.95	135,327.95
Research excellence promoted	3,997.04	3,997.04
Collaboration with National and International partners ensured	71,560.42	71,560.42
Management and Governance of ACE-ESD strengthened	71,987.80	71,987.80
Center Sustainable Financing ensured	280.94	280.94
<b>Total Uses of Funds By Componets</b>	<b>283,154.15</b>	<b>283,154.15</b>
<b>Closing Balances</b>		
Government Funds		
World Bank IDA Funds	224,079.92	224,079.92
Student Fees	36,283.63	36,283.63
Other	2,104,388.85	2,104,388.85
<b>Total Closing Cash Balance</b>	<b>2,364,752.40</b>	<b>2,364,752.40</b>

Prepared by:  
**ACE ESD Accountant**  
**HARINDINTWALI JMV**




Verified by:  
**AG. SPIU DAF**  
**KANAMUGIRE P. Maurice**



Reviewed by:  
**UR-SPIU-Coordinator**  
**BUGINGO Immacule**




Approved by:  
**UR - DVCFIN**  
**Françoise KAYITARE TENGERA**






**AFRICAN CENTER OF EXCELLENCE IN ENERGY FOR SUSTAINABLE DEVELOPMENT  
EASTERN AND SOUTHERN AFRICA HIGHER EDUCATION CENTER OF EXCELLENCE PROJECT**  
Uses of Funds(Breakdown)  
For Semi-annual Period ended December 2020

Expenditure	Semi-annual Period ending December 2020				Cumulative amount for the Financial Year ending 30th June 2021				Percentage of Budget execution	Explanation of Variance	PAD/ life of Project	Revised PAD
	Planned (B) Amount in USD	Variance (B-A) Amount in USD	Actual (A) Amount in USD	Planned (B) Amount in USD	Variance (B-A) Amount in USD	Actual (A) Amount in USD	Planned (B) Amount in USD	Variance (B-A) Amount in USD				
	734,924.00	599,596.05	135,327.95	734,924.00	734,924.00	135,327.95	734,924.00	360,550				
<b>Learning excellence sustained</b> Enroll and train students in energy sector through Masters Programmes (Renewable Energy, Electrical Power Systems, Energy Economics )	135,327.95 90,345.88	270,204.12	90,345.88	734,924.00	360,550	90,345.88	734,924.00	360,550	25%	* There were planned budget for stipend of newly enrolled Msc students in the Cohort 3 who were supposed to start courses in September 2020. Unfortunately, due to effects of Covid 19, the students registered in December 2020. * Tuitions fees to be paid	5 years	
Enroll and train PhD students in the energy sector through PhD Programmes	29982.07	97,632.93	29982.07		127615	29982.07		127615	23%	* There were tuition fees not yet paid which cost 60% of the budget planned on this activity.	5 years	
Train professionals in Energy Sector through Short Courses/ Trainings	0	1,759.00	0	0	1759	0	0	1759	0%	This activity was planned to be done in May 2021. * Due to covid 19 restrictions, this activity was postponed in the next fiscal year 2021-2022.	5 years	
Establishment of video-conferencing facilities	0	150,000.00	0	0	150000	0	0	150000	0%	This activity was postponed due to UR HQs	5 years	
Contribute to the subscription on e-resources at UR and Softwares	15000	20,000.00	15000	15000	35000	15000	20,000.00	35000	43%	The Center paid the contribution.	5 years	
Obtain international accreditation for Masters or PhD programmes	0	60,000.00	0	0	60000	0	60,000.00	60000	0%	This activity is under process.	5 years	
<b>Research excellence promoted</b> Support students and staff to attend conferences, and journal publications	3,997.04 3997.04	11,002.96	3,997.04	15,000.00	10000	3,997.04	6,002.96	10000	40%	* The Center supported PhD students and faculty staff to attend conferences and publications online. * Many conferences were shifted online thus how budget was spent.	5 years	
Monitor regularly the progress reports of PhD students	0	0	0	0	0	0	0	0	0%		5 years	
Establish exchange programmes for strengthening the capacity of staffs and PhD students	0	5,000.00	0	0	5000	0	5,000.00	5000	0%	This activity is being radically affected by travel restrictions due to Covid 19. There were no exchange programs conducted at the Center.	5 years	
Consolidate personal details of potential supervisors for PhD and Master students at ACE-ESD	0	0	0	0	0	0	0	0	0%		5 years	
Organize and conduct of seminars, public lectures of PhD students and faculty to disseminate their researches	0	0	0	0	0	0	0	0	0%		5 years	
<b>Collaboration with National and International partners ensured</b>	71,560.42	27,114.58	71,560.42	98,675.00	27,114.58	71,560.42	98,675.00	27,114.58	0.73		5 years	
Sign MoUs & Contract agreements with Partners	0	0	0	0	0	0	0	0	0%		5 years	
Joint supervision of PhD students with faculty from regional and international partners.	17446.43	29,728.57	17446.43	17446.43	17446.43	17446.43	29,728.57	17446.43	37%	There are some PhD supervisors who are not yet paid due to the progress of the researches of the PhD students.	5 years	
Teaching/Supervision of MSc Students	54113.99	2,613.99	54113.99	54113.99	2,613.99	54113.99	2,613.99	2,613.99	105%		5 years	



*Handwritten signature*

Activity	71,987.80	334,219.00	262,231.20	71,987.80	334,219.00	30,747.12	0.22	5 years
Management and Governance of ACE-ESD strengthened Establishment & Running of ACEESD Office	71,987.80	334,219.00	262,231.20	71,987.80	334,219.00	30,747.12	0.22	5 years
To ensure the networking at the center and operationalize two smart class room (Laptop, 4g smart class equipment and room networking)	5861.09	69040	63,178.91	5861.09	69040	63,178.91	8%	5 years
Provide center administrative staff trainings	876.13	17000	16,123.87	876.13	17000	16,123.87	5%	5 years
Maintain a regular evaluation of the assets of the center (80 chairs)	0	700	700.00	0	700	700.00	0%	5 years
Build the teamwork among the center staff	2789.02	3000	210.98	2789.02	3000	210.98	95%	5 years
Coordination of regular Advisory board	0	4000	4,000.00	0	4000	4,000.00	0%	5 years
Facilitation of travels Local/International for IUCEA/AU/World Bank workshops	0	0	-	0	0	-	0%	5 years
Ensure internal and external M&E and reporting, procurement report	336.92	2000	1,663.08	336.92	2000	1,663.08	17%	5 years
Conduct regular management Meetings of the center	52377.76	167985	115,607.24	52377.76	167985	115,607.24	31%	5 years
Provide Salaries for non-academic staff/Support staff	0	20000	20,000.00	0	20000	20,000.00	0%	5 years
Facilitate Meetings of the Steering committee	0	10000	10,000.00	0	10000	10,000.00	0%	5 years
Maintain an active web-presence -development of ACEESD Website and All ACEESD Promotional Material	0	0	-	0	0	-	0%	5 years
Maintain a regular evaluation of the assets of the center	0	0	-	0	0	-	0%	5 years
To exhibit and publish the achievement of the centers through an International conference	0	10000	10,000.00	0	10000	10,000.00	0%	5 years
<b>Center Sustainable Financing ensured</b>	<b>280.94</b>	<b>13,000.00</b>	<b>12,719.06</b>	<b>280.94</b>	<b>13,000.00</b>	<b>12,719.06</b>	<b>9%</b>	<b>5 years</b>
Recruit self sponsored students	0	0	-	0	0	-	0%	5 years
Facilitate Grant Proposal writing (TEA BREAK)	280.94	3000	2,719.06	280.94	3000	2,719.06	9%	5 years
Hire an external consultant to develop a business plan of the center	0	10000	10,000.00	0	10000	10,000.00	0%	5 years
<b>SUB-TOTAL</b>	<b>283,154.15</b>	<b>1,195,818.00</b>	<b>912,663.85</b>	<b>283,154.15</b>	<b>1,195,818.00</b>	<b>912,663.85</b>	<b>24%</b>	<b>5 years</b>
<b>PAYABLE</b>	<b>283,154.15</b>	<b>1,195,818.00</b>	<b>912,663.85</b>	<b>283,154.15</b>	<b>1,195,818.00</b>	<b>912,663.85</b>	<b>24%</b>	<b>5 years</b>
<b>TOTAL</b>	<b>283,154.15</b>	<b>1,195,818.00</b>	<b>912,663.85</b>	<b>283,154.15</b>	<b>1,195,818.00</b>	<b>912,663.85</b>	<b>24%</b>	<b>5 years</b>
<b>Grand Total Uses of Funds</b>	<b>283,154.15</b>	<b>1,195,818.00</b>	<b>912,663.85</b>	<b>283,154.15</b>	<b>1,195,818.00</b>	<b>912,663.85</b>	<b>24%</b>	<b>5 years</b>

Approved by:  
UR-DVCF IN  
Francisco KAYITARE TENGERA

Reviewed by:  
UR-SPIU-Coordinator  
BUGINGO Immacule

Verified by:  
AG-SPIU DAF  
KANAMUGIRE P.Maurice

Prepared by:  
ACE ESD Accountant  
HARINDINTWALI JMW

*Handwritten signature*

*Handwritten signature*

*Handwritten signature*



**AFRICAN CENTER OF EXCELLENCE IN ENERGY FOR SUSTAINABLE DEVELOPEMENT  
EASTERN AND SOUTHERN AFRICA HIGHER EDUCATION CENTER OF EXCELLENCE PROJECT(P151847)  
Statement of Reimbursable Eligible Expenditure Programs(EEPs)  
annual period ended December 2020**

Eligible Expenditure Program (EEP)	Semi-annual		Cumulative Financial year Ending 30th June 2021
	Ending 31 st December 2020	Amount in USD	
EEP 1: UR Salaries per his financial report			
UR salaries 31 December 20120	10,129,722	Amount in USD	10,129,722.32
Total EEPs	10,129,722		10,129,722.32

Note: EEPs reported is 10,129,722.32 USD as UR staff salaries which is 9,850,902,079 RWF as per UR consolidated financial report for the period ending 31st December 2020. Exchange rate used is the average exchange rate of 31-December-2020 (972.475036) from BNR.

Prepared by:  
SPIU-ACE ESD Accountant  
HARINDITWALI JMV



Verified by:  
AG. SPIU DAF  
KANAMUGIRE P.Maurice



Reviewed by:  
UR-SPIU-Coordinator  
BUGINGO Immacule



Approved by:  
UR - DVCFIN  
Françoise KAYITARE TENGERA




**AFRICAN CENTER OF EXCELLENCE IN ENERGY FOR SUSTAINABLE DEVELOPEMENT  
EASTERN AND SOUTHERN AFRICA HIGHER EDUCATION CENTER OF EXCELLENCE PROJECT  
NOTES ANNEX**

DISBURSEMENT LINKED TO INDICATORS	ACTION TO BE COMPLETED	STATUS OF ACTIONS COMPLETION	AMOUNT ALLOCATED	AMOUNT DISBURSED	UNDISBURSED BALANCE
DLI1		100%	1,100,000	1,100,000	-
DLI2	2.2; 2.3; 2.4; 2.5 and 2.6	33%	1,300,601	881,101	419,500
DLI3	3.1,3.2,3.3 and 3.4	20%	44,000	-	44,000
DLI4	4.1,4.2	20%	44,000	-	44,000
			2,488,601	1,981,101	507,500

Notes: for DLIS 3 and 4 and balance of DLIS 2 The notification letter


Prepared by:  
SPIU-ACE ESD Accountant  
HARINDINTWALI JMV

Verified by:  
AG. SPIU DAF  
KANAMUGIRE P.Maurice

Reviewed by:  
UR-SPIU-Coordinator  
BUGINGO Immacule

Approved by:  
UR - DVCFAN  
Françoise KAYITARE TENERA




**AFRICAN CENTER OF EXCELLENCE IN ENERGY FOR SUSTAINABLE DEVELOPMENT**  
**Payments Made during Reporting Period**  
**Against Contracts Subject to the bank's Prior Review**

Contract Number	Supplier	Contract Date	Contract Amount	Date of WB's Non Objection to Contract	Amount Paid to Supplier during Period	WB's Share of Amt Paid to Supplier during Period
na	na	na	na	na	na	na

Prepared by:  
 ACEESD Accountant  
 HARINDINTWALI JMV





Verified by:  
 AG. SPIU DAF  
 KANAMUGIRE P. Maurice



Reviewed by:  
 UR-SPIU-Coordinator  
 BUGINGO Immacule



Approved by:  
 UR - DVCFIN  
 Françoise KAYITARE  
 TENGERA



**AFRICAN CENTRE OF EXCELLENCE ENERGY SUSTAINABLE DEVELOPMENT**

**BANK RECONCILIATION AS ON 31st December 2020**

Balance as per cash book	224,079.92
<u>Add</u> Outstanding payments	-
<b>Adjusted Cash balance</b>	<b><u>224,079.92</u></b>
<b>Balance as per Bank statement</b>	<b><u>224,079.92</u></b>

**Prepared by:**  
SPIU-ACE ESD Accountant  
HARINDINTWALI JMV



**Verified by:**  
AG. SPIU DAF  
KANAMUGIRE P. Maurice



**Reviewed by:**  
UR-SPIU-Coordinator  
BUGINGO Immacule



**Approved by:**  
UR - DVCFIN  
Françoise KAYITARE TENGERA





71	31/12/2020	31/12/2020	FT20366T8KCO		P0B5261123	Outward RTGS Payment MT 102	4,760.00	0.00	224,083.01	P0B5261122	
					P0B5261122						
72	31/12/2020	01/01/2021	1000038055.STMTHIST.20201231			Commission Paid	2.06	0.00	224,080.95		
73	31/12/2020	01/01/2021	1000038055.ACCTMGTFEE.20201231			Commission Paid	1.03	0.00	224,079.92		
74	31/12/2020	31/12/2020	FT20366YQ0HX			Account Transfer	224,079.92	0.00	0.00		
<b>Totals</b>							<b>5,791,661.87</b>	<b>5,791,661.87</b>	<b>0.00</b>	<b>0.00</b>	<b>Closing Balance</b>