

UNIVERSITY OF RWANDA



AFRICAN CENTER OF EXCELLENCE IN ENERGY SUSTAINABLE DEVELOPMENT

(ACE ESD)

FINANCIAL STATEMENT (DLI3)

01st April – 31st December 2017

01st January – 30th June 2018

01st July – 31st December 2018

Kigali, April 2019

IFR Template

**AFRICAB CENTER OF EXCELLENCE IN ENERGY SUSTAINABLE DEVELOPMENT
EASTERN AND SOUTHERN AFRICA HIGHER EDUCATION CENTER OF EXCELLENCE PROJECT(P151847)
Statement of Source and uses of funds
For the semi-annual period end 31st December 2017**


Sources of fund	Semi-Annual Period April - December 2017	Cummulative for Financial April 2017 to June 2018
Opening Cash Balance	-	-
Govement Funds	-	-
World Bank IDA Funds	-	-
Student Fees	-	-
Other	-	-
Total	-	-
Add Receipts		
Govement Funds	-	-
World Bank IDA Funds	1,092,313.00	1,092,313.00
Student Fees	-	-
Other	-	-
Total Financing	1,092,313.00	1,092,313.00
Less: ACE Expenditure as per project Implementation Plan		
Expenditure	75,626.40	75,626.40
		-
		-
		-
		-
Total Uses of Funds By Componets	75,626.40	75,626.40
Closing Balances		
Govement Funds	-	-
World Bank IDA Funds	1,016,686.60	1,016,686.60
Student Fees	-	-
Other	-	-
Total Closing Cash Balance	1,016,686.60	1,016,686.60

Prepared by:
SPIU-ACEs Accountant


Verified by:
SPIU DAF

Approved by:
UR - DVCF


Signature



Signature



Signature



AFRICAB CENTER OF EXCELLENCE IN ENERGY SUSTAINABLE DEVELOPMENT


EASTERN AND SOUTHERN AFRICA HIGHER EDUCATION CENTER OF EXCELLENCE PROJECT(P151847)

Bank reconciliation as at 31st December 2017

	Balance as per cash book	1,016,686.60
<u>Add:</u>	Outstanding payments	<u>0.00</u>
	Adjusted cash book balance	<u>1,016,686.60</u>
	Balance as per bank statement	<u>1,016,686.60</u>

Prepared by:
SPIU-ACEs Accountant

Signature




Verified by:
SPIU DAF

Signature



Approved by:
UR - DVCF

Signature



AFRICAN CENTER OF EXCELLENCE IN ENERGY SUSTAINABLE DEVELOPMENT
EASTERN AND SOUTHERN AFRICA HIGHER EDUCATION CENTER OF EXCELLENCE PROJECT(P151847)
Uses of Funds(Breakdown)
For the semi-annual period April to December 2017

Expenditure	Semi-Annual Period April - December 2017			Cumulative for Financial Year July 2017 - June 2018			Explanation of Variance	PAD/life of Project	Revised PAD
	Actual	Planned	Variance	Actual	Planned	Variance			
	Expenditure Classification 1 as per Project Implementation Plan								
Pay salaries for administrative staff (M&E, Accountant, Procurement, IT officers, administrator)	18,616.18	35,070.00	16,453.82						
coordination of center activities	384.41	1,150.00	765.59						
Hold steering committee meetings	-	-	-						
Organize and conduct trainings for administrative & academic staff.	-	3,000.00	3,000.00						
Schedule and hold ACE implementing team meetings	165.81	1,000.00	834.19						
Develop MoU with partners	3,773.36	10,000.00	6,226.64						
Develop and review MSc Curricula	3,557.91	1,985.00	1,572.91						
Approve MSc programs	-	-	-						
Proceed to the accreditation of programs by HEC, and initiation of international accreditation	-	1,000.00	1,000.00						
Advertise for short courses, enroll candidates and organize trainings	334.46	2,000.00	1,665.54						
Advertise for existing and new programs of MSc	-	2,000.00	2,000.00						
Review applications and short list of MSc	-	1,000.00	1,000.00						
Provide scholarships and related expenses MSc students	-	-	-						
Review applications and short list of PhD	-	100.00	100.00						
Provide scholarships and related expenses to PhD AND MSc students	11,925.40	97,823.00	85,897.60						
Organize and conduct Supervisions/Co-ssupervisions including publication fees	-	32,000.00	32,000.00						
Pay travel expenses, Accommodation and living allowances for exchange of staff and students	1,698.78	6,100.00	4,401.22						
Recruitment of One full time faculty; one Associate Research Officer and two Research Lab Engineers	-	15,674.00	15,674.00						
Set up laboratory for research &masters (Purchase lab materials, Phase one)	-	571,708.00	571,708.00						
Set up Micro-grid laboratory (Purchase lab materials)	-	75,000.00	75,000.00						
Tender documents Preparation costs	-	-	-						
ICT Equipment, rewiring, etc.	-	35,000.00	35,000.00						
Refurbishment of existing classrooms (ICT Equipment, rewiring, etc.)	3,276.55	35,095.00	31,818.45						
Furniture (students desks)	-	15,901.00	15,901.00						
E-learning Software cost, Licenses and training	-	-	-						
Electronic Library and Journal subscriptions (IEEE/IET)	-	-	-						
60 Desktop and 20 Laptop computers and Accessories	-	35,930.00	35,930.00						
2 Smart boards	-	4,000.00	4,000.00						
4Projectors	-	4,000.00	4,000.00						
Provide financial support to academic staff for participation in international conferences publication	-	3,729.00	3,729.00						
Train staff in grant writing and applications	-	1,000.00	1,000.00						
Training of staff, PhD students and MSc students to develop and apply for research grants	-	1,000.00	1,000.00						
Organize outreaches to regional institutions	-	-	-						
Advertise for existing and new programs to attract academic staff and students from the region	-	-	-						
Constitute membership of International Scientific Advisory Board	-	-	-						
Proceed to the University approval of scientific advisory board membership	-	-	-						
Conduct regularly meetings of scientific advisory board	-	3,000.00	3,000.00						
Publish on center's web the budgets, annual work plan, audit reports, financial reports for transparency.	-	-	-						
Rent a vehicle for administrative use of the Centre	-	1,928.00	1,928.00						
Purchase office equipment, stationaries supplies and other management expenses for administrative team of the center	23,334.67	28,284.00	4,949.33						
Provide travel facilitations to the staff nominated to attend workshop organized by IUCEA/AAU/World Bank	8,515.67	20,000.00	11,484.33						
Recording financial transactions properly into the computerized accounting system	-	-	-						
Procure the project's items and provide approved procurement reports	-	-	-						
Conduct an internal audit	-	-	-						
Conduct an external audit	-	-	-						
Review the performance indicators and reports produced by different stakeholders and suggest necessary changes	-	-	-						
Prepare periodic reports on the activities, schedule, and financial status of project components	-	-	-						
Collect, Collate and Analyze Data for Monitoring and Evaluation (including student surveys & staff evaluations)	-	500.00	500.00						
Bank charges	43.20	-	43.20						
Grand Total Uses of Funds	75,626.40	1,045,977.00	970,350.60						

AFRICAB CENTER OF EXCELLENCE IN ENERGY SUSTAINABLE DEVELOPMENT
EASTERN AND SOUTHERN AFRICA HIGHER EDUCATION CENTER OF EXCELLENCE PROJECT(P151847)
Statement of Reimbursable Eligible Expenditure Programs(EEPs)
For the semi-annual period ending.....

Eligible Expenditure Program (EEP)	July-December 2017	Cummulative for July 2017 to June 2018
EEP 1: UR Salaries as per its financial report	Amount in USD	Amount in USD
Compensation of Employees	1,092,313	
Total EEPs	1,092,313	-

Note: EEPs reported is 1, 092,313 USD included in UR staff salaries which is 11,309,143.85 USD as per UR Annual consolidated report and financial statement for the period ended 30 December 2017. Exchange rate used is the average exchange rate of 29-December-2017 (844.997) from BNR.

Handwritten signature

Handwritten signature

Handwritten signature

**AFRICAB CENTER OF EXCELLENCE IN ENERGY SUSTAINABLE DEVELOPMENT
EASTERN AND SOUTHERN AFRICA HIGHER EDUCATION CENTER OF EXCELLENCE
PROJECT(P151847)**

NOTES ANNEX

DISBURSEMENT LINKED TO INDICATORS	ACTION TO BE COMPLETED	STATUS OF ACTIONS COMPLETION	AMOUNT ALLOCATED USD	AMOUNT DISBURSED USD	UNDISBURSED BALANCE
DL1	1.1 and 1.2	100%	1,100,000.00	1,092,313.00	7,687.00



Payments Made during Reporting Period
Against Contracts Subject to the bank's Prior Review

[illegible]



4

Q



NATIONAL BANK OF RWANDA

STATEMENT OF ACCOUNT

Rundate : 29/03/2019

NATIONAL BANK OF RWANDA

Runtime : 16:31:57

KN6 AV 4

Customer Number : 101312

P.BOX 531

Account Number : 1000038055

KIGALI - RWANDA

Account Name : UR ACE FOR ENERGY FOR SUSTAINABLE D(USD)

STATEMENT PERIOD: FROM 01/12/2017 TO 31/12/2017

Opening Balance : 0

No.	Txn Date	Value Date	Reference No	Txn Details	Dr Amt	Cr Amt	Balance	Po Ref
1	01/12/2017	01/12/2017	FT173355HM4H	Account Transfer	0.00	1,029,409.28	1,029,409.28	
2	01/12/2017	01/12/2017	FT17335GSJLC	Account Transfer	1,029,409.28	0.00	0.00	
3	04/12/2017	04/12/2017	FT1733833CJY	Account Transfer	0.00	1,029,409.28	1,029,409.28	
4	04/12/2017	04/12/2017	FT173383QJWX	Account Transfer	1,029,409.28	0.00	0.00	
5	05/12/2017	05/12/2017	FT17339J8PDM	Account Transfer	0.00	1,029,409.28	1,029,409.28	

6	05/12/2017	05/12/2017	FT17339B2NJ4	Inward Cheque	95.80	0.00	1,029,313.48	00000010
				1000038055				
				00000010				
				UR ACE FOR ENERGY FOR SUSTAINABLE D				
7	05/12/2017	05/12/2017	FT1733902GWJ	Account Transfer	1,029,313.48	0.00	0.00	
8	06/12/2017	06/12/2017	FT17340HTCZW	Account Transfer	0.00	1,029,313.48	1,029,313.48	
9	06/12/2017	06/12/2017	FT173409GXBK	Account Transfer	1,029,313.48	0.00	0.00	
10	07/12/2017	07/12/2017	FT17341WHBKQ	Account Transfer	0.00	1,029,313.48	1,029,313.48	
11	07/12/2017	07/12/2017	FT173413ZK9S	Account Transfer	1,029,313.48	0.00	0.00	
12	08/12/2017	08/12/2017	FT17342CGQ7Q	Account Transfer	0.00	1,029,313.48	1,029,313.48	
13	08/12/2017	08/12/2017	FT17342XVYHN	Account Transfer	1,029,313.48	0.00	0.00	
14	11/12/2017	11/12/2017	FT173452160P	Account Transfer	0.00	1,029,313.48	1,029,313.48	
15	11/12/2017	11/12/2017	FT17345JCDWG	Account Transfer	1,029,313.48	0.00	0.00	
16	12/12/2017	12/12/2017	FT17346TWMP8	Account Transfer	0.00	1,029,313.48	1,029,313.48	
17	12/12/2017	12/12/2017	FT17346H89Q0	Account Transfer	1,029,313.48	0.00	0.00	
18	13/12/2017	13/12/2017	FT1734776H54	Account Transfer	0.00	1,029,313.48	1,029,313.48	
19	13/12/2017	13/12/2017	FT17347R7JL2	Outward RTGS Payment MT 102	4,399.57	0.00	1,024,913.91	0000068

20	13/12/2017	13/12/2017	FT17347BLZ63	Account Transfer	1,024,913.91	0.00	0.00	
21	14/12/2017	14/12/2017	FT1734830YGS	Account Transfer	0.00	1,024,913.91	1,024,913.91	
22	14/12/2017	14/12/2017	FT17348Z1X7Y	Account Transfer	1,024,913.91	0.00	0.00	
23	15/12/2017	15/12/2017	FT17349FN31R	Account Transfer	0.00	1,024,913.91	1,024,913.91	
24	15/12/2017	15/12/2017	FT17349D51Q1	Account Transfer	1,024,913.91	0.00	0.00	
25	18/12/2017	18/12/2017	FT173527LG1P	Account Transfer	0.00	1,024,913.91	1,024,913.91	
26	18/12/2017	18/12/2017	FT17352MPJ4J	Account Transfer	1,024,913.91	0.00	0.00	
27	19/12/2017	19/12/2017	FT17353X4FMM	Account Transfer	0.00	1,024,913.91	1,024,913.91	
28	19/12/2017	19/12/2017	FT17353YGBVF	Outward RTGS Payment MT 102	2,065.74	0.00	1,022,848.17	00000070
29	19/12/2017	19/12/2017	FT1735304733	Account Transfer	1,022,848.17	0.00	0.00	
30	20/12/2017	20/12/2017	FT173546KHK4	Account Transfer	0.00	1,022,848.17	1,022,848.17	
31	20/12/2017	20/12/2017	FT173543B6DF	Account Transfer	1,022,848.17	0.00	0.00	
32	21/12/2017	21/12/2017	FT17355WGHYT	Account Transfer	0.00	1,022,848.17	1,022,848.17	
33	21/12/2017	21/12/2017	FT173555F9LW	Account Transfer	1,022,848.17	0.00	0.00	
34	22/12/2017	22/12/2017	FT17356SF7LZ	Account Transfer	0.00	1,022,848.17	1,022,848.17	
35	22/12/2017	22/12/2017	FT173562WHRN	Account Transfer	1,022,848.17	0.00	0.00	
36	27/12/2017	27/12/2017	FT17361Z098M	Account Transfer	0.00	1,022,848.17	1,022,848.17	

37	27/12/2017	27/12/2017	FT17361BD9WF	Outward RTGS Payment MT 102	6,158.02	0.00	1,016,690.15	0000071
38	27/12/2017	27/12/2017	FT173616DSN6	Account Transfer	1,016,690.15	0.00	0.00	
39	28/12/2017	28/12/2017	FT173620VG42	Account Transfer	0.00	1,016,690.15	1,016,690.15	
40	28/12/2017	28/12/2017	FT17362BF49R	Account Transfer	1,016,690.15	0.00	0.00	
41	29/12/2017	29/12/2017	FT173632ZR3V	Account Transfer	0.00	1,016,690.15	1,016,690.15	
42	29/12/2017	01/01/2018	1000038055.STMTHIST.20171231	Commission Paid	2.37	0.00	1,016,687.78	
43	29/12/2017	01/01/2018	1000038055.ACCTMGTFEE.20171231	Commission Paid	1.18	0.00	1,016,686.60	
44	29/12/2017	29/12/2017	FT173634KJRM	Account Transfer	1,016,686.60	0.00	0.00	
Totals					19,488,537.34	19,488,537.34		
Closing Balance							0.00	

IFR Template		
AFRICAB CENTER OF EXCELLENCE IN ENERGY SUSTAINABLE DEVELOPMENT		
EASTERN AND SOUTHERN AFRICA HIGHER EDUCATION CENTER OF EXCELLENCE PROJECT(P151847)		
Statement of source and uses of funds For Financial Year Ending 30th June 2018		
Sources of fund	Semi-annual period January - June 2018 Amount in USD	Cummulative for Financial Year July 2017 to June 2018 Amount in USD
<u>Opening Cash Balance</u>	-	-
		-
Govement Funds	-	-
World Bank IDA Funds	1,016,686.60	1,016,686.60
Student Fees	-	-
Other	-	-
Total	1,016,686.60	1,016,686.60
<u>Add Receipts</u>		
Govement Funds	-	-
World Bank IDA Funds	-	1,092,313.00
Student Fees	1,538.91	1,538.91
Other	-	-
Total Financing	1,538.91	1,093,851.91
<u>Less: ACE Expenditure as per project Implementation Plan</u>		
Expenditures	227,797.73	303,424.13
		-
		-
Total Uses of Funds By Componets	227,797.73	303,424.13
<u>Closing Balances</u>		-
		-
Govement Funds	-	-
World Bank IDA Funds	788,889	788,888.87
Student Fees	1,539	1,538.91
Other	-	-
Total Closing Cash Balance	790,427.78	790,427.78

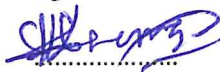
Prepared by:
SPIU-ACEs Accountant

Signature




Verified by:
SPIU DAF

Signature



Approved by:
UR - DVCF

Signature




**AFRICAB CENTER OF EXCELLENCE IN ENERGY SUSTAINABLE DEVELOPMENT
EASTERN AND SOUTHERN AFRICA HIGHER EDUCATION CENTER OF EXCELLENCE
PROJECT(P151847)**

Bank Reconciliation as at 30th June 2018

	Balance as per cash book	788,888.87
Add:	Outstanding payments	<u>3,380.52</u>
	Adjusted cash book balance	<u><u>792,269.39</u></u>
	Balance as per bank statement	<u><u>792,269.39</u></u>

Prepared by:
SPIU-ACEs Accountant

Signature



Verified by:
SPIU DAF

Signature



Approved by:
UR - DVCF

Signature



AFRICAN CENTER OF EXCELLENCE IN ENERGY SUSTAINABLE DEVELOPMENT
EASTERN AND SOUTHERN AFRICA HIGHER EDUCATION CENTER OF EXCELLENCE PROJECT(P151847)
 Uses of Funds(Breakdown)
 For the Year Ended 30th June 2018

Expenditure	Semi-Annual Period January - June 2018			Cumulative for Financial Year July 2017 - June 2018			Explanation of Variance (Note)	PAD/Life of the Project	Revised PAD
	Actual (A)	Planned (B)	Variance (B-A)	Actual (A)	Planned (B)	Variance (B-A)			
	Amount in USD	Amount in USD	Amount in USD	Amount in USD	Amount in USD	Amount in USD			
Expenditure Classification 1 as per Project Impementation Plan									
Recruitment of Procurement officer	-	-	-	-	-	-			
Pay salaries for administrative staff (M&E, Accountant, Procurement, IT officers, administrator)	15,897.55	35,070.00	19,172.45	34,513.73	35,070.00	556.27		5 Years	
coordination of center activities	700.62	1,150.00	449.38	1,085.03	1,150.00	64.97			
Hold steering committee meetings	-	-	-	-	-	-		5 Years	
Organize and conduct trainings for administrative& academic staff.	2,826.51	3,000.00	173.49	2,826.51	3,000.00	173.49		5 Years	
Schedule and hold ACE implementing team meetings	197.60	1,000.00	802.40	363.41	1,000.00	636.59		5 Years	
Develop MoU with partners	-	10,000.00	10,000.00	3,707.24	10,000.00	6,292.76		5 Years	
Develop and review MSc Curricula	46.38	1,985.00	1,938.62	3,604.29	1,985.00	1,619.29		5 Years	
Approve MSc programs	-	-	-	-	-	-		5 Years	
Proceed to the accreditation of programs by HEC, and initiation of international accreditation	-	1,000.00	1,000.00	-	-	-			
Advertise for short courses, enroll candidates and organize trainings	3,595.96	2,000.00	1,595.96	3,930.42	1,000.00	2,930.42		5 Years	
Advertise for existing and new programs of MSc	-	2,000.00	2,000.00	-	2,000.00	2,000.00		5 Years	
Review applications and short list of MSc	-	1,000.00	1,000.00	-	2,000.00	2,000.00		5 Years	
Provide scholarships and related expenses MSc students	-	-	-	-	1,000.00	1,000.00		5 Years	
Review applications and short list of PhD	-	100.00	100.00	-	49,247.00	49,247.00		5 Years	
Provide scholarships and related expenses to PhD AND MSc students	47,793.94	97,823.00	50,029.06	59,719.34	-	59,719.34		5 Years	
Organize and conduct Supervisions/Co-sssupervisions including publication fees	23,733.05	32,000.00	8,266.95	23,733.05	100.00	23,633.05			
Pay travel expenses, Accommodation and living allowances for exchange of staff and students	10,323.38	6,100.00	4,223.38	12,022.16	48,576.00	36,553.84		5 Years	
Recruitment of One full time faculty; one Associate Research Officer and two Research Lab Engineers	8,934.81	15,674.00	6,739.19	8,934.81	32,000.00	23,065.19		5 Years	
Set up laboratory for research &masters (Purchase lab materials, Phase one)	36,554.91	571,708.00	535,153.09	36,554.91	6,100.00	30,454.91		5 Years	
Set up Micro-grid laboratory (Purchase lab materials)	-	75,000.00	75,000.00	-	15,674.00	15,674.00		5 Years	
Tender documents Preparation costs	-	-	-	-	571,708.00	571,708.00		5 Years	
ICT Equipment, rewiring, etc.	-	35,000.00	35,000.00	-	75,000.00	75,000.00		5 Years	
Refurbishment of existing classrooms (ICT Equipment, rewiring, etc.)	35,882.31	35,095.00	787.31	39,158.86	-	39,158.86			
Furniture (students desks)	20,527.88	15,901.00	4,626.88	20,527.88	-	20,527.88		5 Years	
E-learning Software cost, Licenses and training	-	-	-	-	35,095.00	35,095.00		5 Years	
Electronic Library and Journal subscriptions (IEEE/IET)	-	-	-	-	15,901.00	15,901.00		5 Years	
60 Desktop and 20 Laptop computers and Accessories	-	35,930.00	35,930.00	-	35,000.00	35,000.00			
2 Smart boards	-	4,000.00	4,000.00	-	35,930.00	35,930.00		5 Years	
4Projectors	-	4,000.00	4,000.00	-	4,000.00	4,000.00		5 Years	
Provide financial support to academic staff for participation in international conferences publication	13,486.05	3,729.00	9,757.05	13,486.05	4,000.00	9,486.05		5 Years	
Train staff in grant writing and applications	-	1,000.00	1,000.00	-	3,729.00	3,729.00			
Training of staff, PhD students and MSc students to develop and apply for research grants	225.84	1,000.00	774.16	225.84	1,000.00	774.16		5 Years	
Organize outreaches to regional institutions	-	-	-	-	1,000.00	1,000.00		5 Years	
Advertise for existing and new programs to attract academic staff and students from the region	-	-	-	-	-	-		5 Years	
Constitute membership of international Scientific Advisory Board	-	-	-	-	-	-		5 Years	
Proceed to the University approval of scientific advisory board membership	-	-	-	-	-	-		5 Years	
Conduct regularly meetings of scientific advisory board	-	3,000.00	3,000.00	-	3,000.00	3,000.00		5 Years	
Publish on center's web the budgets, annual work plan, audit reports, financial reports for transparency.	-	-	-	-	-	-		5 Years	
Rent a vehicle for administrative use of the Centre	611.57	1,928.00	1,316.43	611.57	1,928.00	1,316.43		5 Years	
Purchase office equipment, stationaries supplies and other management expenses for administrative team of the center	3,273.86	28,284.00	25,010.14	26,608.53	28,284.00	1,675.47		5 Years	
Provide travel facilitations to the staff nominated to attend workshop organized by IUCEA/AAU/World Bank	3,064.71	20,000.00	16,935.29	11,580.38	20,000.00	8,419.62		5 Years	
Recording financial transactions properly into the computerized accounting system	-	-	-	-	-	-		5 Years	
Procure the project's items and provide approved procurement reports	-	-	-	-	-	-		5 Years	
Conduct an internal audit	-	-	-	-	-	-		5 Years	
Conduct an external audit	-	-	-	-	-	-		5 Years	
Review the performance indicators and reports produced by different stakeholders and suggest necessary changes	-	-	-	-	-	-		5 Years	
Prepare periodic reports on the activities, schedule, and financial status of project components	-	-	-	-	-	-		5 Years	
Collect, Collate and Analyze Data for Monitoring and Evaluation (including student surveys & staff evaluations)	-	500.00	500.00	-	500.00	500.00		5 Years	
Bank charges, commissions and transfer charges	120.80	-	120.80	149.00	-	149.00		5 Years	
Bounced transfer not transferred yet back				81.12					
Loss on bounced transfers									
Sub Total	227,797.73	1,045,977.00	818,179.27	303,424.13	1,045,977.00	742,633.99		5 Years	
Grand Total Uses of Funds	227,797.73	1,045,977.00	818,179.27	303,424.13	1,045,977.00	742,633.99	-		

Note:

The reason of variance is due to the planned (budget) is for the year while the actual figures is for 2 quarters only. And we hope to improve budget execution rate as big expenses are still there like lab materials

**AFRICAN CENTER OF EXCELLENCE IN ENERGY SUSTAINABLE DEVELOPMENT
EASTERN AND SOUTHERN AFRICA HIGHER EDUCATION CENTER OF EXCELLENCE
PROJECT(P151847)**

**Statement of Reimbursable Eligible Expenditure Programs(EEPs)
For the Year Ended 30th June 2018**

Eligible Expenditure Program (EEP)	Semi-Annual Period January - Jun 2018	Cumulative for the Financial Year Ended 30 June 2018
<u>EEP 1: UR Salaries as per its financial report</u>	Amount in USD	Amount in USD
Compensation of Employees	1,092,313	1,092,313
Total EEPs	1,092,313.00	1,092,313.00

Note: EEPs reported is 1, 092,313 USD included in UR staff salaries which is 22,643,414 USD as per UR Annual consolidated report and financial statement for the year ended 30 June 2018. Exchange rate used is the average exchange rate of 29-June-2018 (859.764189) from BNR.







**AFRICAN CENTER OF EXCELLENCE IN ENERGY SUSTAINABLE DEVELOPMENT
EASTERN AND SOUTHERN AFRICA HIGHER EDUCATION CENTER OF EXCELLENCE
PROJECT(P151847)**

NOTES ANNEX

DISBURSEMENT LINKED TO INDICATORS	ACTION TO BE COMPLETED	STATUS OF ACTIONS COMPLETION	AMOUNT ALLOCATED	AMOUNT DISBURSED	UNDISBURSED BALANCE
DL1	1.1 and 1.2	100%	\$ 1,100,000.00	\$ 1,092,313.00	\$ 7,687.00







AFRICAN CENTER OF EXCELLENCE IN ENERGY SUSTAINABLE DEVELOPMENT

Payments Made during Reporting Period

Against Contracts Subject to the bank's Prior Review

Contract Number	Supplier	Contract Date	Contract Amount	Date of WB's Non Objection to Contract	Amount Paid to Supplier during Period	WB's Share of Amt Paid to Supplier during Period
NA	NA	NA	NA	NA	NA	NA









NATIONAL BANK OF RWANDA

STATEMENT OF ACCOUNT

Rundate : 08/04/2019

NATIONAL BANK OF RWANDA

Runtime : 16:22:00

KN6 AV 4

Customer Number : 101312

P.BOX 531

Account Number : 1000038055

KIGALI - RWANDA

Account Name : UR ACE FOR ENERGY FOR SUSTAINABLE D(USD)

STATEMENT PERIOD: FROM 01/06/2018 TO 30/06/2018

Opening Balance : 0

No.	Txn Date	Value Date	Reference No	Txn Details	Dr Amt	Cr Amt	Balance	Po Ref
1	01/06/2018	01/06/2018	FT18152WG22T	Account Transfer	0.00	812,073.41	812,073.41	
2	01/06/2018	01/06/2018	FT18152QR35M	Outward RTGS Payment MT 103	1,425.00	0.00	810,648.41	000140P
				UNIVERSITY OF RWANDA ORD BUDGET:000140P				
				BURNET MKANDAWIRE				
				PERDIEM				

3	01/06/2018	01/06/2018	FT18152T9JXG	Outward RTGS Payment MT 102	805.76	0.00	809,842.65	000139
4	01/06/2018	01/06/2018	FT18152VCF42	Outward RTGS Payment MT 102	1,884.81	0.00	807,957.84	000138P
5	01/06/2018	01/06/2018	FT18152VGJCY	Outward Swift Payment MT103	199.83	0.00	807,758.01	00000048
				/RFB/REGISTRATION FEE FOR IEEE PES //AIS POWER AFRICA CONFERENCE //ID186/ENOCK CHAMBILE				
6	01/06/2018	01/06/2018	FT18152QC58C	Account Transfer	807,758.01	0.00	0.00	
7	04/06/2018	04/06/2018	FT18155F777J	Account Transfer	0.00	807,758.01	807,758.01	
8	04/06/2018	04/06/2018	FT18155CQ4H8	Inward RTGS Payment MT 102	0.00	649.28	808,407.29	180604234750/057
				VIRUNGAHOTEL				
9	04/06/2018	04/06/2018	FT18155H MJ77	Account Transfer	808,407.29	0.00	0.00	
10	05/06/2018	05/06/2018	FT181564SWC0	Account Transfer	0.00	808,407.29	808,407.29	
11	05/06/2018	05/06/2018	FT18156Q77R3	Account Transfer	808,407.29	0.00	0.00	
12	06/06/2018	06/06/2018	FT18157BPJ46	Account Transfer	0.00	808,407.29	808,407.29	
13	06/06/2018	06/06/2018	PAYO.1000038055.0000002	Cheque Issued Commission Dr	5.25	0.00	808,402.04	
14	06/06/2018	06/06/2018	FT18157RDZM8	Account Transfer	808,402.04	0.00	0.00	
15	07/06/2018	07/06/2018	FT18158NY5BB	Account Transfer	0.00	808,402.04	808,402.04	
16	07/06/2018	07/06/2018	FT18158B65JV	Account Transfer	808,402.04	0.00	0.00	
17	08/06/2018	08/06/2018	FT18159HYBM6	Account Transfer	0.00	808,402.04	808,402.04	

18	08/06/2018	08/06/2018	FT18159H0B2T	Outward RTGS Payment MT 102	191.23	0.00	808,210.81	000142
19	08/06/2018	08/06/2018	FT18159LSB56	Outward RTGS Payment MT 103	94.18	0.00	808,116.63	PT000143
				UNIVERSITY OF RWANDA ORD BUDGET:PT000143				
				MTN RWANDA CELL				
				URUGERERO RUCIYE INGANDO				
20	08/06/2018	08/06/2018	FT181599BC4S	Account Transfer	808,116.63	0.00	0.00	
21	11/06/2018	11/06/2018	FT181621BKF7	Account Transfer	0.00	808,116.63	808,116.63	
22	11/06/2018	11/06/2018	FT18162CKDRP	Account Transfer	808,116.63	0.00	0.00	
23	12/06/2018	12/06/2018	FT18163HH0RX	Account Transfer	0.00	808,116.63	808,116.63	
24	12/06/2018	12/06/2018	FT18163KYK54	Account Transfer	808,116.63	0.00	0.00	
25	13/06/2018	13/06/2018	FT18164PHQYC	Account Transfer	0.00	808,116.63	808,116.63	
26	13/06/2018	13/06/2018	FT18164T2HG6	Account Transfer	808,116.63	0.00	0.00	
27	14/06/2018	14/06/2018	FT18165BDVQR	Account Transfer	0.00	808,116.63	808,116.63	
28	14/06/2018	14/06/2018	FT181650HRY Y	Outward RTGS Payment MT 102	286.69	0.00	807,829.94	00141PT
29	14/06/2018	14/06/2018	FT181654FN GP	Outward RTGS Payment MT 102	2,198.25	0.00	805,631.69	000144
30	14/06/2018	14/06/2018	FT18165PXJ6D	Account Transfer	805,631.69	0.00	0.00	
31	15/06/2018	15/06/2018	FT18166NVWZ7	Account Transfer	0.00	805,631.69	805,631.69	

32	15/06/2018	15/06/2018	FT181666QRC1	Account Transfer	805,631.69	0.00	0.00	
33	18/06/2018	18/06/2018	FT18169DFLYX	Account Transfer	0.00	805,631.69	805,631.69	
34	18/06/2018	18/06/2018	FT18169ZZXDF	Account Transfer	805,631.69	0.00	0.00	
35	19/06/2018	19/06/2018	FT18170ZX7VK	Account Transfer	0.00	805,631.69	805,631.69	
36	19/06/2018	19/06/2018	FT1817014P4R	Account Transfer	805,631.69	0.00	0.00	
37	20/06/2018	20/06/2018	FT18171BB69P	Account Transfer	0.00	805,631.69	805,631.69	
38	20/06/2018	20/06/2018	FT18171LKRWK	Account Transfer	805,631.69	0.00	0.00	
39	21/06/2018	21/06/2018	FT18172NNZ9J	Account Transfer	0.00	805,631.69	805,631.69	
40	21/06/2018	21/06/2018	FT18172T32L3	Account Transfer	805,631.69	0.00	0.00	
41	22/06/2018	22/06/2018	FT18173HZ6FQ	Account Transfer	0.00	805,631.69	805,631.69	
42	22/06/2018	22/06/2018	FT18173F13WC	Outward RTGS Payment MT 102	3,564.00	0.00	802,067.69	000145
43	22/06/2018	22/06/2018	FT18173L7VM9	Account Transfer	802,067.69	0.00	0.00	
44	25/06/2018	25/06/2018	FT18176P7LWX	Account Transfer	0.00	802,067.69	802,067.69	
45	25/06/2018	25/06/2018	FT18176795RZ	Outward RTGS Payment MT 102	1,919.24	0.00	800,148.45	000144PT
46	25/06/2018	25/06/2018	FT181769DMDV	Account Transfer	800,148.45	0.00	0.00	
47	26/06/2018	26/06/2018	FT18177D0VDB	Account Transfer	0.00	800,148.45	800,148.45	
48	26/06/2018	26/06/2018	FT181771QB1B	Outward RTGS Payment MT 102	528.87	0.00	799,619.58	0000147

49	26/06/2018	26/06/2018	FT18177PSC1L	Account Transfer	799,619.58	0.00	0.00	
50	27/06/2018	27/06/2018	FT18178M23NT	Account Transfer	0.00	799,619.58	799,619.58	
51	27/06/2018	27/06/2018	FT18178ZH6S0	Outward Swift Payment MT103	1,731.41	0.00	797,888.17	00000049
				/RFB/PERDIEM				
52	27/06/2018	27/06/2018	FT1817861JYR	Outward Swift Payment MT103	874.77	0.00	797,013.40	00000049
				/RFB/PERDIEM				
53	27/06/2018	27/06/2018	FT18178CK3VG	Outward Swift Payment MT103	1,159.77	0.00	795,853.63	00000049
				/RFB/PERDIEM				
54	27/06/2018	27/06/2018	FT18178CNH8Z	Account Transfer	795,853.63	0.00	0.00	
55	28/06/2018	28/06/2018	FT18179XZLWH	Account Transfer	0.00	795,853.63	795,853.63	
56	28/06/2018	28/06/2018	FT18179SJ33S	Account Transfer	795,853.63	0.00	0.00	
57	29/06/2018	29/06/2018	FT18180PT47K	Account Transfer	0.00	795,853.63	795,853.63	
58	29/06/2018	29/06/2018	FT181805PG6G	Outward RTGS Payment MT 102	2,969.18	0.00	792,884.45	000148
59	29/06/2018	29/06/2018	FT18180NJ2TR	Outward RTGS Payment MT 102	611.57	0.00	792,272.88	06146
60	29/06/2018	01/07/2018	1000038055.STMTHIST.20180630	Commission Paid	2.33	0.00	792,270.55	
61	29/06/2018	01/07/2018	1000038055.ACCTMGTFEE.20180630	Commission Paid	1.16	0.00	792,269.39	
62	29/06/2018	29/06/2018	FT18180BN30T	Account Transfer	792,269.39	0.00	0.00	

Totals	16,913,899.00	16,913,899.00	
Closing Balance			0.00

IFR Template

**AFRICAN CENTER OF EXCELLENCE IN ENERGY FOR
SUSTAINABLE DEVELOPMENT**

**EASTERN AND SOUTHERN AFRICA HIGHER EDUCATION CENTER OF EXCELLENCE
PROJECT(P151847)**

Statement of source and uses of funds

For July December 2018

Sources of fund	Semi-annual Period July to Dec 2018 Amount in USD	Cummulative for July 2018 to June 2019 Amount in USD
Opening Cash Balance		-
		-
Govement Funds	-	-
World Bank IDA Funds	788,888.87	788,888.87
Student Fees	1,538.91	1,538.91
Other	-	-
Total	790,427.78	790,427.78
Add Receipts		
Govement Funds	-	-
World Bank IDA Funds	-	-
Student Fees	3,431.00	3,431.00
Other	-	-
Total Financing	3,431.00	3,431.00
Less: ACE Expenditure as per project Implementation Plan		
Expenditure	561,228.39	561,228.39
		-
		-
Total Uses of Funds By Componets	561,228.39	561,228.39
Closing Balances		-
		-
Govement Funds	-	-
World Bank IDA Funds	227,660	227,660
Student Fees	4,970	4,970
Other	-	-
Total Closing Cash Balance	232,630	232,630


Prepared by:
SPIU-ACEs Accountant

Signature





Verified by:
SPIU DAF

Signature



Approved by:
UR - DVCF

Signature

AFRICAN CENTER OF EXCELLENCE IN ENERGY SUSTAINABLE DEVELOPMENT
EASTERN AND SOUTHERN AFRICA HIGHER EDUCATION CENTER OF EXCELLENCE
PROJECT(P151847)

BANK RECONCILIATION STATEMENT FOR THE PERIOD ENDING 31ST DECEMBER 2018


Balance as per cash book	227,660.48
Add Outstanding payments	0
Adjusted Cash book balance	<u>227,660.48</u>
 Balance as per Bank statement	 <u>227,660.48</u>

Prepared by:
SPIU-ACEs Accountant


Verified by:
SPIU DAF

Approved by:
UR - DVCF


Signature



Signature



Signature



**AFRICAN CENTER OF EXCELLENCE IN ENERGY FOR SUSTAINABLE DEVELOPMENT
EASTERN AND SOUTHERN AFRICA HIGHER EDUCATION CENTER OF EXCELLENCE PROJECT**

Uses of Funds(Breakdown)

For the semi-annual period July - December 2018

Expenditure	July - December 2018			Cumulative for Financial Year July 2018 - June 2019			Explanation of Variance	PAD/life of Project	Revised PAD
	Actual (A)	Planned (B)	Variance (B-A)	Actual (A)	Planned (B)	Variance (B-A)			
	Amount in USD	Amount in USD	Amount in USD	Amount in USD	Amount in USD	Amount in USD			
Schedule and hold ACE implementation team meetings	0	-	-						
Recruitment of Associate Researcher and research lab Engineer	0	-	-						
Build administrative and support team for ACEESD/ Pyt of the salary	29810	130,969	101,159						
Provide institutional capacity training in governance, leadership , data,systems and M&E for ACEESD Staff	384	5,952	5,568						
Initiate the international accreditation of Masters and PhD programmes	0	20,000	20,000						
Conduct professional short courses	0	9,760	9,760						
Enroll new students into Masters programmes	0	-	-						
Provide stipends and related expenses to Masters students	21930	127,740	105,810						
Enroll new students into PhD programmes	0	-	-						
Provide stipends and other expenses to PhD students	24607	98,536	73,929						
External moderation of exams	0	9,085	9,085						
Provide lecturing facilities by purchasing projectors	0	6,000	6,000						
Participation in Benchmarking Exercise	0	10,000	10,000						
Set up the Energy Laboratory Equipment/ Second phase	0	75,000	75,000						
Set up the Micro-grid laboratory (first phase)	459636	453,988	5,648						
Support research activities for PhD students	269	2,000	1,731						
Support joint research projects with national , regional and international institutions	5469	29,250	23,781						
Open the collection account of the center	0	-	-						
Recruit self sponsored students	0	-	-						
Provide support to ACEESD staff to prepare and apply for research grants	2735	10,000	7,265						
Support Masters and PhD students to write and apply for research grants	0	1,000	1,000						
Host educational and outreach programs and seminar at the regional level (with a focus on female students	0	20,560	20,560						
Organize and conduct an open day at national level	0	4,181	4,181						
Organize advertisement and marketing for ACEESD programs	0	-	-						
Maintain active the web site of the center	0	-	-						
Develop and sign MoUs with Partners	0	6,000	6,000						
Joint supervision of students with faculty from regional and international partners.	0	20,000	20,000						
Institute Staff and Students exchange programs between ACEESD National, regional and, International partners	2777	28,974	26,197						
Ensure transparency in financial management by providing web access to budgets, annual work plan, audit reports, financial reports etc.	0	-	-						
Purchase office stationery and supplies for administrative team of the centre	1357	10,000	8,643						
Provide IT equipment to the center staff (labtops)	0	2,787	2,787						
Provide communication to administrative staff	1527	1,600	73						
Providing internet cost to the center beneficiaries	2410	2,500	90						
Follow up of resolutions from steering committee meetings	0	-	-						
Branding and advertisement (events coverage, Flags, Banners and decoration)	0	5,000	5,000						
Hiring a car	0	7,270	7,270						
Incurring bank charges	41	5,000	4,959						
Facilitation of travels for attending meetings by ACE-ESD Leaders orgaized by WB, IUCEA, other stakeholders	8276	11,880	3,604						
Conduct the Administrative,Financial and procurement Audit of the	0	10,000	10,000						
Prepare periodic reports on the activities, schedule, finance and procurement status of project components	0	-	-						
Conduct beneficiaries surveys	0	-	-						
Sub Total	561,228	1,125,032	563,804						
Sub Total									
Grand Total Uses of Funds	561,228	1,125,032.00	563,803.61						

Notes:

The reason of variance is because the planned (budget) is for the year while the actual figure is only for 2 quarters. We hope to improve the budget execution rate in these 2 coming quarters.

AFRICAN CENTER OF EXCELLENCE IN DATA SCIENCE

EASTERN AND SOUTHERN AFRICA HIGHER EDUCATION CENTER OF EXCELLENCE PROJECT(P151847)

Statement of Reimbursable Eligible Expenditure Programs(EEPs)

For the semi-annual period ending 30th December 2018

Eligible Expenditure Program (EEP)	Semi-annual July - December 2018	Cumulative Financial year July 2018 to June 2019
EEP 1: UR Salaries per his financial report	Amount in USD	Amount in USD
UR salaries December 2018	1,092,313.00	
Total EEPs	1,092,313.00	-

Note: EEPs reported is 1,092,313 USD included in UR staff salaries which is 10,859,581.04 USD as per UR Annual consolidated report and financial statement for the period ended 31 December 2018. Exchange rate used is the average exchange rate of 29-June-2018 (879.100874) from BNR.

AFRICAN CENTER OF EXCELLENCE IN DATA SCIENCE

EASTERN AND SOUTHERN AFRICA HIGHER EDUCATION CENTER OF EXCELLENCE PROJECT

NOTES ANNEX

DISBURSEMENT LINKED TO INDICATORS	ACTION TO BE COMPLETED	STATUS OF ACTIONS COMPLETION	AMOUNT ALLOCATED	AMOUNT DISBURSED	UNDISBURSED BALANCE
DL2	2.2; 2.3; 2.4; 2.5 and	23%	906,101.27	0	
DL3					







AFRICAN CENTER OF EXCELLENCE IN DATA SCIENCE

Payments Made during Reporting Period
Against Contracts Subject to the bank's Prior Review

Contract Number	Supplier	Contract Date	Contract Amount	Date of WB's Non Objection to Contract	Amount Paid to Supplier during Period	WB's Share of Amt Paid to Supplier during Period
N/A	N/A	N/A	N/A	N/A	N/A	N/A

R

5

4



NATIONAL BANK OF RWANDA

STATEMENT OF ACCOUNT

Rundate : 08/04/2019

NATIONAL BANK OF RWANDA

Runtime : 16:23:13

KN6 AV 4

Customer Number : 101312

P.BOX 531

Account Number : 1000038055

KIGALI - RWANDA

Account Name : UR ACE FOR ENERGY FOR SUSTAINABLE D(USD)

STATEMENT PERIOD: FROM 01/12/2018 TO 31/12/2018

Opening Balance : 0

No.	Txn Date	Value Date	Reference No	Txn Details	Dr Amt	Cr Amt	Balance	Po Ref
1	03/12/2018	03/12/2018	FT18337QSVVN	Account Transfer	0.00	246,428.69	246,428.69	
2	03/12/2018	03/12/2018	FT18337LVVHL	Account Transfer	246,428.69	0.00	0.00	
3	04/12/2018	04/12/2018	FT18338MDC98	Account Transfer	0.00	246,428.69	246,428.69	
4	04/12/2018	04/12/2018	FT18338SXX7C	Account Transfer	246,428.69	0.00	0.00	
5	05/12/2018	05/12/2018	FT183398597D	Account Transfer	0.00	246,428.69	246,428.69	

6	05/12/2018	05/12/2018	FT18339HK2HL	Account Transfer	246,428.69	0.00	0.00	
7	06/12/2018	06/12/2018	FT18340Y56RF	Account Transfer	0.00	246,428.69	246,428.69	
8	06/12/2018	06/12/2018	FT18340R9CBV	Account Transfer	246,428.69	0.00	0.00	
9	07/12/2018	07/12/2018	FT18341Z6X2H	Account Transfer	0.00	246,428.69	246,428.69	
10	07/12/2018	07/12/2018	FT18341RFJDP	Outward RTGS Payment MT 102	7,593.57	0.00	238,835.12	000235
11	07/12/2018	07/12/2018	FT18341TZC03	Outward RTGS Payment MT 102	4,745.98	0.00	234,089.14	000234
12	07/12/2018	07/12/2018	FT18341KX315	Account Transfer	234,089.14	0.00	0.00	
13	10/12/2018	10/12/2018	FT18344R7032	Account Transfer	0.00	234,089.14	234,089.14	
14	10/12/2018	10/12/2018	FT18344KN42G	Account Transfer	234,089.14	0.00	0.00	
15	11/12/2018	11/12/2018	FT18345RV6HB	Account Transfer	0.00	234,089.14	234,089.14	
16	11/12/2018	11/12/2018	FT18345XDPRD	Account Transfer	234,089.14	0.00	0.00	
17	12/12/2018	12/12/2018	FT183463GXN5	Account Transfer	0.00	234,089.14	234,089.14	
18	12/12/2018	12/12/2018	FT18346LTP1S	Account Transfer	234,089.14	0.00	0.00	
19	13/12/2018	13/12/2018	FT18347SXM7W	Account Transfer	0.00	234,089.14	234,089.14	
20	13/12/2018	13/12/2018	FT18347LKMFC	Account Transfer	234,089.14	0.00	0.00	
21	14/12/2018	14/12/2018	FT18348R662V	Account Transfer	0.00	234,089.14	234,089.14	
22	14/12/2018	14/12/2018	FT18348CHPDC	Account Transfer	234,089.14	0.00	0.00	

23	17/12/2018	17/12/2018	FT1835168L14	Account Transfer	0.00	234,089.14	234,089.14	
24	17/12/2018	17/12/2018	FT18351HWS5X	Account Transfer	234,089.14	0.00	0.00	
25	18/12/2018	18/12/2018	FT18352XM5Z0	Account Transfer	0.00	234,089.14	234,089.14	
26	18/12/2018	18/12/2018	FT183521DCC3	Account Transfer	234,089.14	0.00	0.00	
27	19/12/2018	19/12/2018	FT18353ZBW8V	Account Transfer	0.00	234,089.14	234,089.14	
28	19/12/2018	19/12/2018	FT18353411QL	Account Transfer	234,089.14	0.00	0.00	
29	20/12/2018	20/12/2018	FT183541R92N	Account Transfer	0.00	234,089.14	234,089.14	
30	20/12/2018	20/12/2018	FT1835402G8D	Account Transfer	234,089.14	0.00	0.00	
31	21/12/2018	21/12/2018	FT18355900SN	Account Transfer	0.00	234,089.14	234,089.14	
32	21/12/2018	21/12/2018	FT183553ZJ3R	Outward RTGS Payment MT 103	287.37	0.00	233,801.77	000243N
				UNIVERSITY OF RWANDA ORD BUDGET:000243N				
				MTN CITY COM				
				hnic Regional Centre South 35006				
33	21/12/2018	21/12/2018	FT18355QB979	Outward RTGS Payment MT 102	978.90	0.00	232,822.87	000235P
34	21/12/2018	21/12/2018	FT18355H1RPD	Account Transfer	232,822.87	0.00	0.00	
35	24/12/2018	24/12/2018	FT18358LGG27	Account Transfer	0.00	232,822.87	232,822.87	
36	24/12/2018	24/12/2018	FT183583N4VF	Outward RTGS Payment MT 102	1,984.68	0.00	230,838.19	000244

37	24/12/2018	24/12/2018	FT1835839RV5	Outward RTGS Payment MT 102	2,904.95	0.00	227,933.24	000246
38	24/12/2018	24/12/2018	FT18358QFF9J	Account Transfer	227,933.24	0.00	0.00	
39	27/12/2018	27/12/2018	FT18361PHJLR	Account Transfer	0.00	227,933.24	227,933.24	
40	27/12/2018	27/12/2018	FT183614V3J6	Account Transfer	227,933.24	0.00	0.00	
41	28/12/2018	28/12/2018	FT18362LMJX5	Account Transfer	0.00	227,933.24	227,933.24	
42	28/12/2018	28/12/2018	FT18362X48BG	Outward Swift Payment MT103	269.34	0.00	227,663.90	00000053
				/RFB/THE REGISTRATION FEE FOR JUNE //LEVI-OGUIKE				
43	28/12/2018	28/12/2018	FT18362JQV7H	Account Transfer	227,663.90	0.00	0.00	
44	31/12/2018	31/12/2018	FT1836585W8M	Account Transfer	0.00	227,663.90	227,663.90	
45	31/12/2018	01/01/2019	1000038055.STMTHIST.20181231	Commission Paid	2.28	0.00	227,661.62	
46	31/12/2018	01/01/2019	1000038055.ACCTMGTFEE.20181231	Commission Paid	1.14	0.00	227,660.48	
47	31/12/2018	31/12/2018	FT183651B4XX	Account Transfer	227,660.48	0.00	0.00	
Totals					4,489,388.10	4,489,388.10		
Closing Balance							0.00	